









REF	Désignation
<p>POE, POE+ 10/100 non manageable</p>	
TSE-I48G-aF	10/100/1000Mbps PoE Injector ,IEEE802.3af , Data line1/2(+),3/6(-),DC48V,EU 220VAC - 50HZ with power plug
TSE-I48G-FT	10/100/1000Mbps PoE Injector ,IEEE802.3at , Data line1/2(+),3/6(-),DC48V,EU 220VAC - 50HZ with power plug
TSE-SF10041-aF	4 POE10/100Mbps,and 1 UP-Link port ,IEEE802.3af, Power Supply: 48v 1.25a , Each port output 15.4W max, EU 220VAC-50HZ with power plug
TSE-SF10041-aT	4 POE power supply ports,and 1 UP-Link port ,IEEE802.3at, Power Supply: 48v 2a , each port output 25.5W max,EU 220VAC-50HZ with power plug
TSE-SF10081-aF	8 POE 10/100Mbps,and 1 UP-Link port , IEEE802.3af, Power Supply: 48v 2a , each port output 15.4W max,EU 220VAC-50HZ with power plug
TSE-SF1004F-aF	4 POE 10/100Mbps,and 1 Optical UP-Link, IEEE802.3af , 1 SC UP-Link port, SC:single mode ,single fiber wavelength:1550nmport, , Power Supply: 48v 1.25a,each port output 15.4W max,EU 220VAC-50HZ with power plug
TSE-SF1004F-aT	4 POE 10/100Mbps,and 1 Optical UP-Link port , 1 SC UP-Link ports, SC:single mode ,single fiber ,wavelength:1550nm, IEEE802.3at,Power Supply: 48v 2a, each port output 25.5W max,EU 220VAC-50HZ with power plug
TSE-SF1008F-aT	8 POE 10/100Mbps,and 1 Optical UP-Link (100Mbps) port , IEEE802.3at, 1 SC UP-Link port , SC:single mode ,single fiber ,wavelength:1550nm,IEEE802.3at ,Power Supply: 48v 2.5a, each port output 25.5W max,EU 220VAC-50HZ with power plug
<p>POE/POE+ 10/100/1000 non manageable</p>	
TS-SG1041-P65W	5 10/100/1000M with 4p.POE+1uplink Switch , unmanaged with 65W power adapter,IEEE802.3af, IEEE802.3at standard
TS-SG1080-P96W	8 10/100/1000M POE Switch , unmanaged with 96W power adapter,IEEE802.3af, IEEE802.3at standard
TS-SG1242-P400W	24 10/100/1000 RJ45 with 2G SFP Ports unmanaged POE Switch with 400W internal power supply, IEEE802.3af, IEEE802.3at standard
<p>POE/POE+ 10/100/1000 MANAGEABLE L2, L3</p>	
TS-SG2208-P150W	8 10/100/1000 RJ45 with 2G SFP Ports Full Managed POE Switch with 150W internal power supply, IEEE802.3af, IEEE802.3at standard
TS-SG2224-P400W	24 10/100/1000 RJ45 with 2G SFP Ports Full Managed L2 POE Switch with 400W internal power supply, IEEE802.3af, IEEE802.3at standard
TS-ST3848-P1100	L3 managed Ethernet POE switch with 48 gigabit TX ports and 8 10GE SFP ports (1 Mini Usb console port, 48 gigabit POE TX ports, 8 10GE/GE auto-adaptation SFP ports; 2 power slots, one power supply; the cooling fan; 1U; standard 19-inch rack-mounted installation)
TS-ST2424-P400	L2 managed Ethernet POE switch with 24 gigabit TX ports and 4 10GE SFP ports (1 console port, 24 gigabit POE TX ports, 4 10GE/GE auto-adaptation SFP ports; a standard AC220V power supply; 400W POE power; the cooling fan; 1U; standard 19-inch rack-mounted installation), managed L3 lite



INDUSTRIAL SWITCH	
	
TS-IMF2F4-P	4 ports 10/100M POE+ Ports with 2G SFP ports managed industrial POE switch
TS-IMF2F8-P	8 ports 10/100M POE+ Ports with 2G SFP ports managed industrial POE switch
TS-IF2F4-P	4 ports 10/100M POE+ Ports with 2G SFP ports industrial POE switch
TS-IF2F8-P	8 ports 10/100M POE+ Ports with 2G SFP ports industrial POE switch
TS-IF2F8	8 ports 10/100M Ports with 2G ports industrial switch
TS-IF2F4	4 ports 10/100M Ports with 2G SFP ports industrial switch
<p>Non POE switchs non manageable</p> 	
TSE-SG1008	8-port 10/100/1000Mbps Network Switch ,EU 220VAC-50HZ with power plug
TSE-SG1024	24-port 10/100/1000Mbps Network Switch, EU 220VAC-50HZ with power plug
<p>switch L2 10/100</p> 	
TS-SF2208	switch L2 with 8 100M TX ports and 2 gigabit optical ports
TS-SF2224C	switch L2, 24 10/100M TX 2 GE TX/SFP combo ports
<p>switch L2 1Giga</p> 	
TS-SG2208	switch with 8 gigabit TX ports and 2 gigabit SFP ports
TS-SG2424C	switch L2, 24 gigabit TX ports, 4 gigabit combo TX/SFP ports
TS-SG2428F	switch L2 , 24 gigabit SFP optical ports, 4 gigabit combo TX
<p>switch L2 10Giga</p> 	
TS-ST2428C-4T	switch L2, 24 Gigabit TX ports, 4 combo Gigabit SFP ports, 4 10G SFP+
TS-ST5012	switch L2, 12 10G/1G auto-adaptation SFP+ ports, 8 Gigabit TX ports
<p>switch L3 10Giga</p> 	
TS-ST3040C-8T	switch L3 with 32 Gigabit TX ports +8 10G SFP ports
TS-ST3840F-8T	switch L3 24 SFP 100M/1000M optical ports, 8 Gigabit TX ports, 8 10G/GE auto-adaptation SFP optical ports